

Here is a written reference on how to play Beer Pong.

You need a total of 22 or 14 cups in 1 game:

- 10 or 6 cups on each end
- 1 wash cup for each end

Basic Beer Pong Rules

Beer pong is played with two teams of two people that stand at opposite ends of a beer pong table.

Each team has ten or six cups (lesser cups make a quicker game play) arranged in a triangular formation on the table in front of them, filled with their choice of beverage.

The team that starts the game is determined by a coin flip or something similar.

Once this is determined, a person from that team starts.

The aim is to take turns in throwing your ping pong ball into the opposing team's cups.

Whichever cup your ping pong ball lands in, the opposing team has to drink the contents of that cup. That cup is then put to one side and that cup is now out of the game.

You have your turn throwing the ball and then your team mate has his/her turn, then the opposing team will do the same until all of the cups have been removed/consumed from one side of the table.

The first team to eliminate the all the cups wins!!

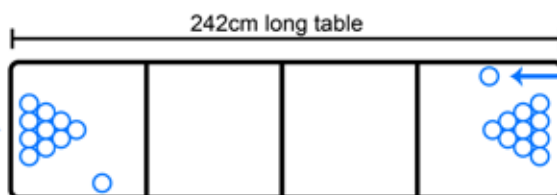
For more in-depth rules please visit www.beerpongaustralia.com.au



Here is a written reference on how to play Beer Pong.

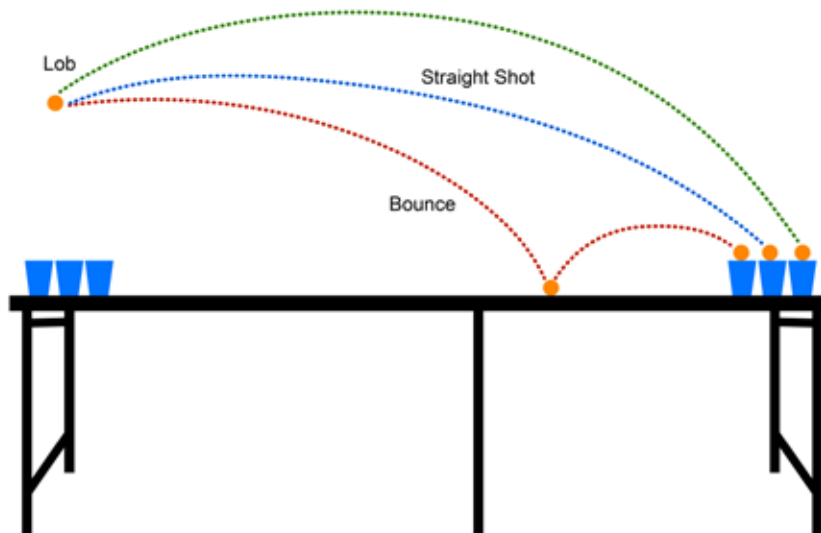
The Set Up

10 or 6 cups are arranged in a triangle formation at either end of the table filled up to 1/4 of the way with desired beverage.



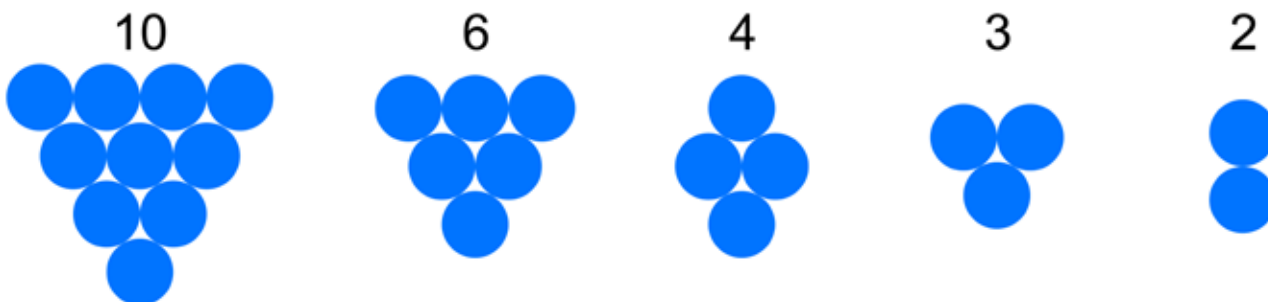
Shot Styles

- Lob
- Straight Shot
- Bounce



Copyright Beer Pong Australia 2009

Rack & Re-Racks



Copyright Beer Pong Australia 2009

Visit www.beerpongaustralia.com.au for additional rules and tips.

